

DISCOVERING BEST UNIPRINT® 9 R2



Print management
software doesn't
thrill everyone....
unless you're talking
about Uniprint.

Pharos Uniprint is the pioneer print management solution for higher education institutions and libraries, and we're proud of what we've accomplished: a workhorse solution of undisputed reliability and flexibility that's secure, scalable, and user-friendly.

UNIPRINT ENABLES YOU TO:

- Recover costs by charging users on the spot for their printing.
- Keep all documents and devices secure.
- Reduce print waste by 50% or more.
- Accurately and easily charge back print and copy expenses to internal departments and 3rd parties.
- Control and manage shared budgets and prevent overspending.
- Leverage your existing network and device investments.
- Give guest users access to secure print devices without needing to assign login credentials.

One for All

Uniprint is a single system that works with a mix and match of equipment manufacturers, models, and computer environments using the latest operating systems and servers. This unique level of convenience and flexibility allows you to fully manage your entire print ecosystem.

Unmatched Security

We designed Uniprint with strong safeguards and encryption techniques. You can be confident that our Uniprint solution is secure, stable, and working to achieve your cost recovery and print management goals.

Updates without the Guessing Game

With our Updater Service, you can easily download and apply Uniprint software updates directly from the Uniprint Administrator. Updates include all previous updates and hotfixes. You will always know when new updates are available, and installation is a breeze.



IT'S ALL ABOUT THE EXPERIENCE.

Awareness at your Fingertips

Our integrated RSS feed brings critical information straight into your line of sight. Filtered specifically for your product version, our pop-up notifications and streaming updates let you know whenever a new release or other important information becomes available. All you need to do is click to begin your download.

Scalability for Growing Pains

Growth and change are positive developments, but managing growth can be a challenge. Uniprint grows along with you, and adapts to whatever complex situation you may find yourself in, whether it's today or down the road. Rest assured that our software and the people who support it will be one consistent factor you can always count on.

Browser-based Administration

You can control many administrative functions using Pharos Print Center. Manage user accounts, control print jobs, and view transactions and alerts — all from your web browser.

PHAROS PRINT CENTER™

Users can easily manage their account via a web browser:

A View and release print jobs sent to Pharos queues and Popups, including password-protected jobs.

B Check available funds in multiple Pharos banks and purses. Select payment options and charge print jobs to third parties such as cost centers and grants.

C View account activity history to review funds added or transferred, the cost of various jobs (print, copy, scan), jobs that have been deleted or purged, and more.

If a user has a job they have to dispute, they can easily find it in their activity list for reporting.

D Select from printers they previously used, or search for a different device.

For organizations using the Credit Card Gateway with Uniprint, users can:

E Add funds directly to their Pharos banks via any major credit card or online account such as PayPal™.

For organizations using MobilePrint with Uniprint, users can:

F Upload documents to the print queue.

G Modify finishing options for jobs submitted by e-mail or web upload (options include color vs. monochrome, simplex vs. duplex, and more).

H Adjust MobilePrint and Print Center settings and configuration in one central location.

For administrators, Print Center functionality is configurable.

I Customize the Pharos Print Center to display your organization's logo and brand colors.

J Add important links within the footer to direct users to other essential webpages and necessary documents.

K The "Reports" tab includes all PayPal transactions, with the option to export to Excel for reporting.

L Manage user accounts, queued jobs, and other important admin functions.

PHAROS

Print Center

My Printing

Reports

Theme

Admin

MobilePrint

Help

Welcome pharos

Job List

Activity

Refresh

Upload

Delete

	Type	Title	Print Preview	Pages	Pieces of Paper	Submitted Date	Cost
<input type="checkbox"/>		Technote.docx		11	6	7 minutes ago	\$5.50
<input type="checkbox"/>		Testing Spreadsheet.xlsx		1	1	7 minutes ago	\$0.05
<input type="checkbox"/>		Monthly Presentation.pptx		8	4	8 minutes ago	\$4.00
<input type="checkbox"/>		TechNote Instructions.pdf		9	5	8 minutes ago	\$0.45

1

20

items per page

1-4 of 4 items

Payment method :

My Funds : \$12.80

Tuition Fees : 7.80

User Pays : 5.00

Print options :

Color:

Color

Pages per side:

2

Sides:

Single Sided

Copies:

1

+

-

Destination :

Select a printer

Print

© Copyright 2016 - Powered by Pharos®

Online Help

Community Forum



MORE SOLUTIONS

Pay for Print

Charge users for print and copy to encourage responsible use of expensive resources.

- Define charges based on cost centers, individual users, or job features (black and white vs. color, 1-sided vs. 2-sided, etc.)
- Manage a shared print and copy budget with pre-established allocations and users.
- Set print quotas for specific amounts over any time period, and charge for print/copy only when allowances are exceeded. Different quotas can be set for individuals and groups.

Job Accounting and Audit

Track usage and the amount of prevented print waste.

- Track usage by groups or individual users within transaction reports.
- Discover unprinted page volume and associated cost savings.

ADA Compliance

Comply with the Americans with Disabilities Act (ADA)

- Give visually impaired users the freedom to confidently act on their own and manage their own print jobs by integrating with JAWS software.
- Read relevant information to users, to guide them when making a reservation, creating a new account, seeking standard job information, and paying for and releasing their print jobs.



MORE OPTIONS

Departmental Chargeback

Allow specific groups of users to bill print jobs to a grant, contract, or program.

- Prevent overspending.
- Report on page volume, copy and print transactions, and associated charges allocated to each cost center.
- Simplify the process of billing print costs to third parties.
- Give users the opportunity to change the cost center to which they'd like charge their job, or charge to their own accounts before the job is printed.

Credit Card Gateway (option)

The Credit Card Gateway option increases flexibility for adding funds.

- Via the Pharos Print Center, users can securely add funds to their Pharos accounts by using their credit/debit card, or a payment processing vendor like PayPal.
- No need to walk to a Pharos kiosk or cash machine to add funds.
- Free up administrators from adding funds manually so they can focus on essential tasks.

Pharos Beacon™ cloud platform (option)

Prepare your environment for connection to the Pharos Beacon cloud platform.

- Easily connect Uniprint to cloud technology.
- Access powerful new features as they become available.
- Reduce infrastructure and administration tasks associated with your print environment.

SECURE RELEASE HERE®

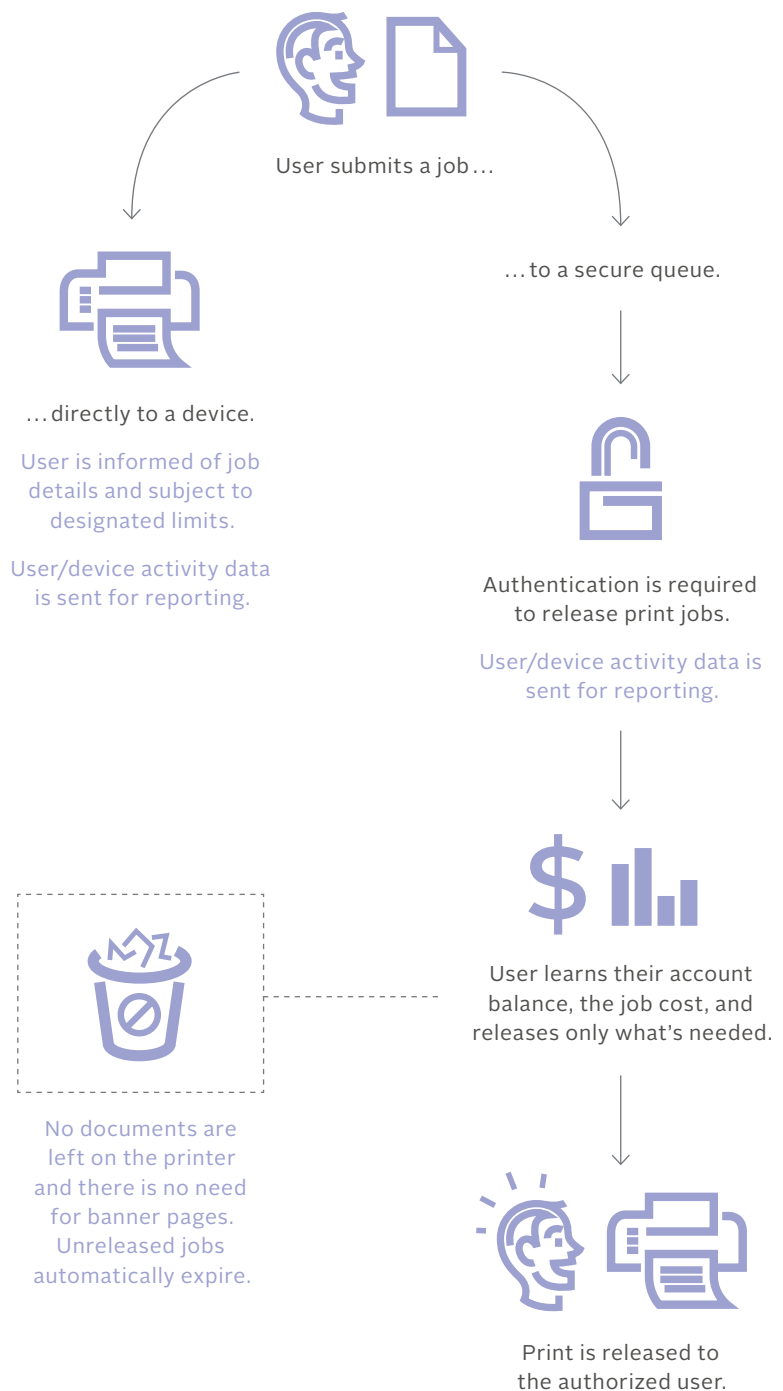
Print jobs are held on the network and released when the user is present at the device to authenticate and collect the document(s).

- Ensure that confidential documents are released and collected by their owner.
- Significantly reduce the accumulation of uncollected documents.
- Save users from having to rifle through stacks of paper to find their documents.
- Release print jobs at any Pharos-enabled printer, regardless of its manufacturer or location.
- Permit guests to print and copy without the added task of assigning login credentials.



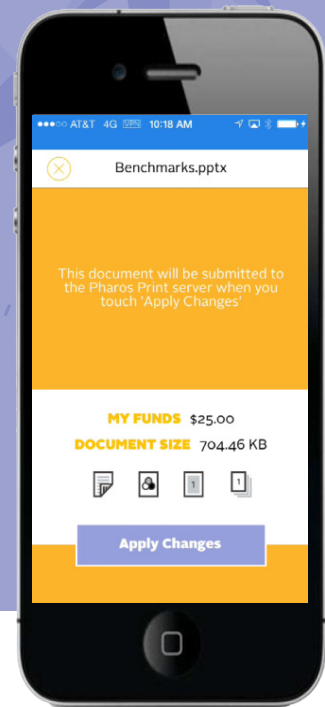
The Secure Release Here Experience

Secure Release Here frees IT staff from managing hundreds of print queues and various print drivers, and it eliminates piles of unclaimed printouts.



PHAROS MOBILEPRINT™ (OPTION)

Add Pharos MobilePrint to enable print from any e-mail or web-enabled device, on or off-site, to any Pharos-secured printer, regardless of manufacturer. The Pharos Print app for iOS and Android devices makes mobile printing more convenient than ever.



Driverless Printing

MobilePrint does not require print drivers. All a user needs is the Pharos Print app, or just a web browser or the ability to send e-mail. Print jobs can be easily sent from all versions and flavors of Windows®, Mac, and Linux. It's that simple.

Device Independence

Pharos MobilePrint allows you to release your print job at any Pharos-secured printer, regardless of its manufacturer or location. Organizations often have a mixed collection of printing devices provided by different manufacturers. MobilePrint provides the convenience and flexibility to work with all of them.

Secure Printing

MobilePrint leverages our Secure Release Here® technology to provide superior document security. To release a print job, users must be present at the device to authenticate.

Submission Notifications

With e-mail submissions, users are immediately notified when their job is submitted successfully. They will also be notified if a job cannot be printed due to an unsupported file format. This immediate feedback gives the user an opportunity to resubmit in a supported format before they go to a printer.

SUPPORT FOR POPULAR FILE FORMATS

All of the most commonly printed file formats are supported, including*:

Adobe® Portable Document Format (.pdf)

Office Documents

- Microsoft® Office (.doc, .docx, .xls, .xlsx, .ppt, .pptx)
- Microsoft Outlook (.eml)
- Microsoft Publisher (.pub)
- Microsoft Visio (.vsd)
- Open Document Formats (.odt, .ods, .odp, .odg, .odf, .otg)

Image Files

- .jpg, .jpeg, .gif, .bmp, .png, .tiff

Text Formats

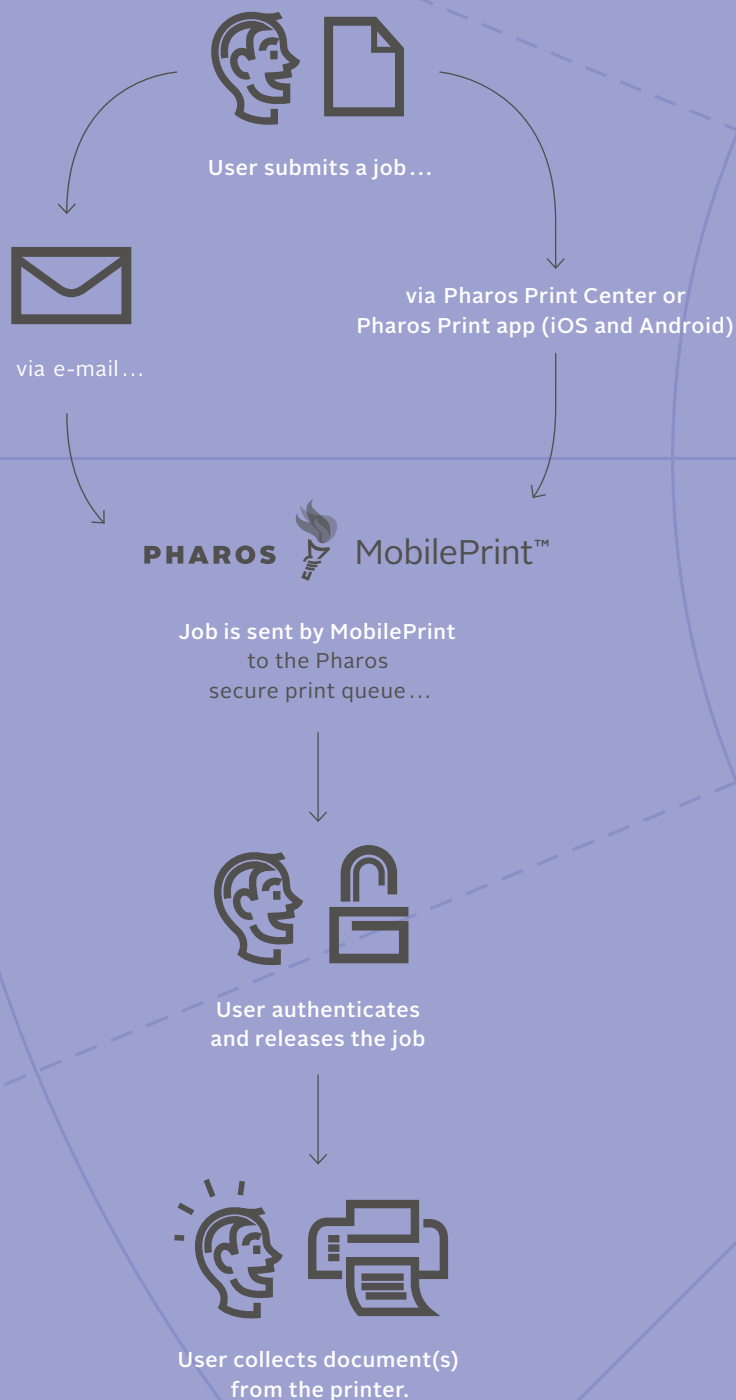
- Text files (.txt, .ini, .cfg)
- Rich Text Format (.rtf)
- Comma Separated Values (.csv)

E-mail Contents

- HTML as part of the e-mail body itself (HTML links or attachments are not supported)
- E-mail in web links not requiring authenticated access

* See product documentation for a full list of supported file formats.

MOBILEPRINT USER EXPERIENCE



With the Pharos Print app you can easily send content from your iOS or Android device to the Pharos secure print queue. Download the app directly from the Apple app store or the Google Play store.

The following scenario and diagram illustrates a typical user experience with Pharos MobilePrint:

1) Send documents to print:

OPTION 1 E-mail documents to the address set up for MobilePrint (e.g. printcolor@school.edu).

OPTION 2 Upload files via the Pharos Print Center or Pharos Print app.

2) Release the documents:

OPTION 1 The user walks up to a Pharos Release Station or terminal, authenticates, and then selects the document to print.

OPTION 2 The user goes to the Pharos Print Center, authenticates, selects the job(s) to print, and chooses to release the jobs remotely or when they are present at the printer.

3) Collect documents from the printer.

HAVE YOU HEARD ABOUT THE PHAROS COMMUNITY?

community.pharos.com

- Unlock 24/7 support from other Pharos customers, partners, and subject matter experts on the topics that matter to you.
- Tap into the resources you need to get your job done, including software updates, webinars, events, and product announcements.
- Expand your knowledge and understanding of Uniprint features and benefits with videos, presentations, and documentation.

The best print solutions develop when collaborative and inquisitive minds get together.

And we can't wait to start collaborating with you.



LET'S MAKE PRINT THE WAY IT SHOULD BE.



80 Linden Oaks, Suite 310, Rochester NY 14625 USA
888 864 7768 (toll free US/Canada) | (585) 939 7000
pharos.com | community.pharos.com
Copyright © 2016 Pharos Systems International, Inc.
Pharos®, Uniprint®, Pharos Beacon®, Secure Release
Here®, MobilePrint™, and Pharos Print Center™
are trademarks or registered trademarks of Pharos
Systems International, Inc. The trademarks and names
of other companies and products mentioned herein
are the property of their respective owners.

